Description

Coaxial Cable for underground installation with side pipe - 75 Ohm

Underground installation cable (Screening Class A)

Coaxial Cables CAVEL since 1968

Data Sheet

11/48LOPIPE



Ø	7,30 (PE)	15,30 x 8,10 (PE)

Class CPR acc. to UE 305/2011 (DoP)

F_{ca}

The cable can be used in the field of application of the Construction Product Regulation (DoP) UE nr. 305/ 2011 for the class of performance specified on the related product label.

Standards

EN 50117-2-5

Fire-Resistance Rating

EN50575

Construction data

Inner sheath of Polyethylene black with carbonblack	(PE)	7,30 ± 0,10	mm
Outer sheath of Polyethylene - black - with carbonblack	(PE)	Ø 15,30 x 8,10 ± 0,10	mm

Printed each meter by yellow ink-jet :

CAVEL 1.1/4.8 LO + PIPE MADE IN ITALY 75 Ohm Euroclass Fca EN50117-2-5 CEI-UNEL 36762 C-4 (U0 = 400V) gggaan m

(ggg=day)(aa=year)(n=batch) (m=meter marking)

Physical data

Weight of copper conductors	20,50	kg/km
Total weight of cable	73,00	kg/km
Minimum bending radius (single/repetead bending)	50	mm
Maximum cable pulling strength	200	N
Minimum installation temperature	-5	°C
Operating temperature	-40 / +80	°C
Maximum Blowing Pressure		bar

Connectors

BNCC703	Series BNC Compression, BNC Compression, for OUTDOOR installation, nitin-plated brass - 35,0 mm x 14,0 mm
F125A	Series F Crimp, F Crimp, for INDOOR installation, nitin-plated brass - 24,0 mm x 12,0 mm
FA125	Series F Twist-On, F Twist-On, for INDOOR installation, nitin-plated brass - 30,0 mm x 12,0 mm
FC7.0QM	Series F Compression, Quick Mount, for OUTDOOR installation
FM-TL121	Series F, male, for UNDERGROUND (Hardline) installation, nitin-plated brass - 48,5 mm x 15,5 m
IECFC703	Serie IEC Compression, female, no tool, for OUTDOOR installation
IECMC703	Serie IEC Compression, male, for OUTDOOR installation

ITALIANA CONDUTTORI s.r.l.
Viale Zanotti 90 I - 27027 Gropello Cairoli
Tel +39-382.815150 Fax +39-0382.814212

Date 11/05/2017

Responsible Alberto Scardovi

Description

Coaxial Cable for underground installation with side pipe - 75 Ohm

Underground installation cable (Screening Class A)

Coaxial Cables CAVEL since 1968

Data Sheet

11/48LOPIPE

↑↑↑ Connectors

IECMC703	Serie IEC Compression, male, for OUTDOOR installation
SR01-32	Adapter, for 11/50 - RG11, for UNDERGROUND (Hardline) installation
SR01-46	Adapter, for 11/50FC - 34/145, for UNDERGROUND (Hardline) installation
SR21-44	Adapter, for 11/50FC - 27/115, for UNDERGROUND (Hardline) installation

ITALIANA CONDUTTORI s.r.l.
Viale Zanotti 90 I - 27027 Gropello Cairoli
Tel +39-382.815150 Fax +39-0382.814212

Date 11/05/2017

Responsible Alberto Scardovi

Description

Outdoor drop coaxial cable - 75 Ohm

Outdoor installation cable (Screening Class A)

Coaxial Cables CAVEL since 1968

Data Sheet

11/48LO

11/48LOPIPE



Ø	1,13	4,80	4,90	5,30	7,30
	(Cu)	(PEG)	(Cu/Pet)	(Cu)	(PE)

Class CPR acc. to UE 305/2011 (DoP)

F_{ca}

The cable can be used in the field of application of the Construction Product Regulation (DoP) UE nr. 305/ 2011 for the class of performance specified on the related product label.

Standards

EN 50117-2-5

Fire-Resistance Rating

EN50575

Construction data

Inner conductor of plain copper	(Cu)	Ø 1,13 ± 0,02	mm
Dielectric of physical foam polyethylene	(PEG)	Ø 4,80 ± 0,10	mm
Copper/Polyester tape longitudinally overlapped	(Cu/Pet)		
Water repellent sealing (dielectric)	(Jelly1)		
Braid of annealed copper wires	(Cu)		
Braid optical coverage (IEC 96-1)		59	%
Tracer Identifier	Year + Flag		
Diameter over Braid		Ø 5,30	mm
Inner sheath of Polyethylene - black - with carbonblack	(PE)	Ø 7,30 ± 0,10	mm

Printed each meter by yellow ink-jet :

CAVEL 1.1/4.8 LO MADE IN ITALY 75 Ohm Euroclass Fca EN50117-2-5 CEI-UNEL 36762 C-4 (U0 = 400V)
gggaaan m

(ggg=day)(aa=year)(n=batch) (m=meter marking)

Physical data

Weight of copper conductors	20,50	kg/km
Total weight of cable	46,00	kg/km
Minimum bending radius (single/repetead bending)	50	mm
Maximum cable pulling strength	200	N
Minimum installation temperature	-5	°C
Operating temperature	-40 / +80	°C

Electrical data

Characteristic impedance	200 MHz	75 ± 3	Ohm
Capacitance (@1kHz)		52 ± 2	pF/m
Velocity Ratio		85 %	
Inner conductor resistance		18	Ohm/km
Outer conductor resistance		14,80	Ohm/km

ITALIANA CONDUTTORI s.r.l.
Viale Zanotti 90 I - 27027 Gropello Cairoli
Tel +39-382.815150 Fax +39-0382.814212

Date 11/05/2017

Responsible Giuseppe Guastella

Description

Outdoor drop coaxial cable - 75 Ohm

Outdoor installation cable (Screening Class A)

Coaxial Cables CAVEL since 1968

Data Sheet

11/48LO

11/48LOPIPE

Loop resistance	32,80	Ohm/km
Sheat Insulation voltage (spark test)	8	kV
Maximum current (Ieff)	8	A

Structural return loss (SRL)

5 - 470 MHz	>30 dB
470 - 1000 MHz	>28 dB
1000 - 2000 MHz	>26 dB
2000 - 3000 MHz	>22 dB

Screening Attenuation (SA)	SA-Class A
30 - 1000 MHz	> 85 dB
1000 - 2000 MHz	> 90 dB
2000 - 3000 MHz	> 75 dB

Shield Transfer Impedance (Zt)	Zt-Class B
5 - 30 MHz	< 11 mΩ/m

Attenuation (at 20°C)

Frequency [MHz]	Attenuation [dB/100m]	Frequency [MHz]	Attenuation [dB/100m]
5	1,50	862	16,80
10	2,10	1000	17,90
30	2,90	1750	24,80
50	3,80	2150	27,30
200	7,90	2400	29,10
300	9,70	3000	33,00
470	12,00		

Attenuazione di schermatura / Screening Attenuation

Cavo classe A / A Class Cable

Cavo tipo / Cable type: 11/48LO (new version)

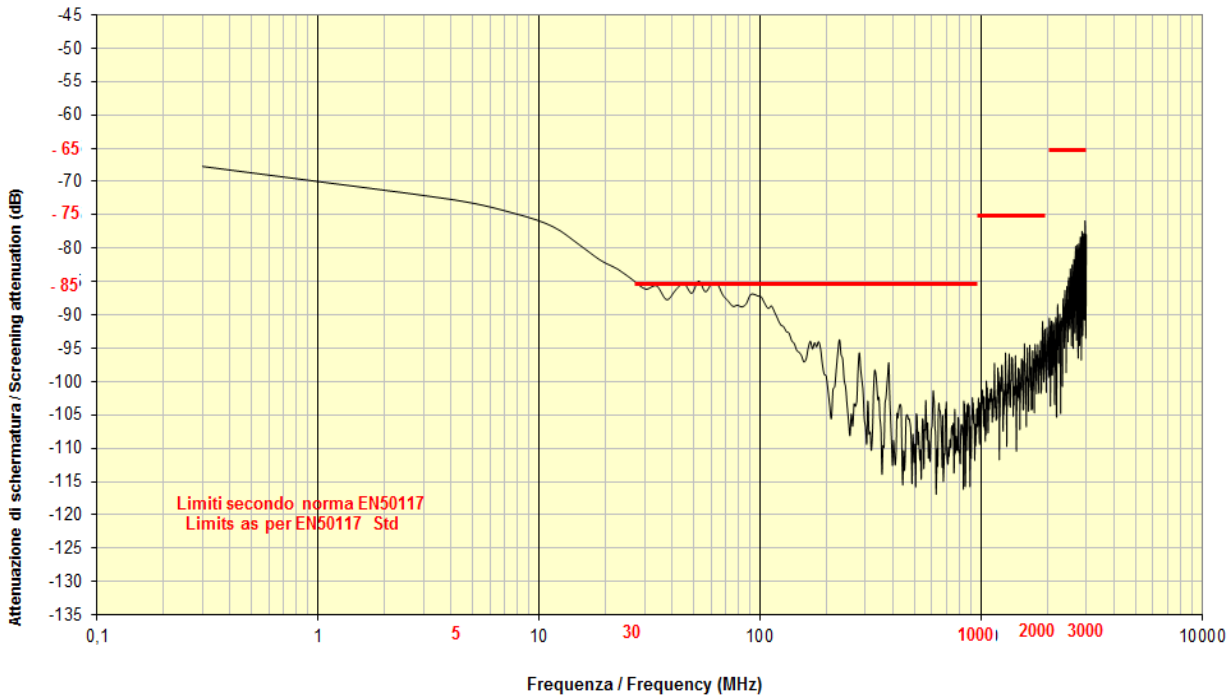

ITALIANA CONDUTTORI s.r.l.

Viale Zanotti 90 I - 27027 Gropello Cairoli

Tel +39-382.815150 Fax +39-0382.814212

Date 11/05/2017

Responsible Giuseppe Guastella

Connectors

FA125	Series F Twist-On, F Twist-On, for INDOOR installation, nitin-plated brass - 30,0 mm x 12,0 mm
F125A	Series F Crimp, F Crimp, for INDOOR installation, nitin-plated brass - 24,0 mm x 12,0 mm
FC7.0QM	Series F Compression, Quick Mount, for OUTDOOR installation
IECFC703	Serie IEC Compression, female, no tool, for OUTDOOR installation
IECMC703	Serie IEC Compression, male, for OUTDOOR installation
BNCC703	Series BNC Compression, BNC Compression, for OUTDOOR installation, nitin-plated brass - 35,0 mm x 14,0 mm
FM-TL121	Series F, male, for UNDERGROUND (Hardline) installation, nitin-plated brass - 48,5 mm x 15,5 m
SR01-13	Adapter, for 11/50 - 22/99, for UNDERGROUND (Hardline) installation
SR21-44	Adapter, for 11/50FC - 27/115, for UNDERGROUND (Hardline) installation
SR01-46	Adapter, for 11/50FC - 34/145, for UNDERGROUND (Hardline) installation

ITALIANA CONDUTTORI s.r.l.

Viale Zanotti 90 I - 27027 Gropello Cairoli

Tel +39-382.815150 Fax +39-0382.814212

Date

11/05/2017

Responsible

Giuseppe Guastella

Description

PE/PP Side Pipe

Data Sheet

PIPE

11/48LOPIPE

Ø	5,5 / 7,2 mm
	PE+PP

Standards

EN50575

Fire-Resistance Rating

EN50575

Construction data

Side Pipe in Polyethylene+Polypropylene blend	(PE+PP)	Inner	∅	5,50	±	0,20	mm
		Outer	∅	7,20	±	0,20	mm

Physical data

Weight	15,00	kg/km
Maximum Blowing Pressure	20	bar

ITALIANA CONDUTTORI s.r.l.

Viale Zanotti 90 I - 27027 Gropello Cairoli

Tel +39-382.815150 Fax +39-0382.814212

Date

01/12/2017

Responsible

Giuseppe Guastella